



*Automated state of the art stacking system*



*Door manufacturing plant*



*Advanced robotics manufacturing*



*CNC routing machine*



*Door after routing operation*




*Glass Type - TG6 Fanlight*



*Door Type - Georgian Solid*

*Glass Type - TG5 (Min. Glass Width 360 mm)*

*Colour Green*







*Door Type - Georgian 2*

*Glass Type - TG7*

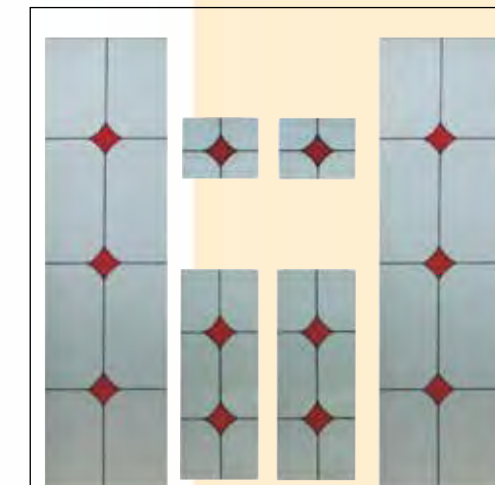
*(Min. Glass Width 210 mm) Colour Red*



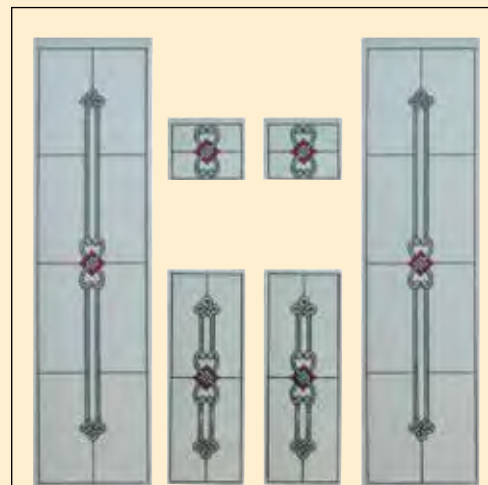
*Door Type - Georgian 2*

*Glass Type - TG8*


*(Min. Glass Width 155 mm) Colour Rosewood*




*Glass Type - TG9  
(Min. Glass Width 150 mm)*




*Glass Type - TG10 Satinized  
(Min. Glass Width 230 mm)*



*Glass Type - TG11 Satinized  
(Min. Glass Width 360 mm)*



*Glass Type - TG12  
(Min. Glass Width 360 mm)*



*A fine example of our satinized glass for doors and sidelights. This product is produced in-house and is quite unique in it's crystal-like appearance as is evident in the picture on the left.*





Door Type - Georgian 1 Glass Type - TG192  
(Min. Glass Width 240 mm) Colour - Burgundy



Door Type - Georgian 1 Glass Type - TG194 Satinized  
(Min. Glass Width 240 mm) Colour - Chartwell Green



Door Type - Georgian 1 Glass Type - TG193 Satinized  
(Min. Glass Width 200 mm) Colour - Anthracite Grey

The Georgian 1 Style is a classic design with a contemporary influence through our unique glass designs.

The woodgrain effect that is lifted from a real oak door compliments this design.

Doors fitted with a Heritage Slam lock, it is recommended to have a PVC Threshold or Storm Guard Plus Rebated Threshold only.  
**Please Note : Not A Storm Guard or a Storm Guard Plus Threshold**





*Door Type - Paris  
Glass Type - TG143 Satinized  
(Min. Glass Width 200 mm)  
Colour Bog Oak*

Doors fitted with a Heritage Slam lock, it is recommended to have a PVC Threshold or Storm Guard Plus Rebated Threshold only.  
Please Note : Not A Storm Guard or a Storm Guard Plus Threshold



*Door Type - Paris  
Glass Type - TG146 Satinized  
(Min. Glass Width 240 mm)  
Colour Bog Oak*



*Door Type - Paris  
Glass Type - TG145 Satinized  
(Side Light Min. Glass Width 200 mm)  
Colour Red*


All doors on this page available with Contemporary Cranked Pullbar Handle supplied with Heritage Slam Lock. Option of Fingerpull Escutcheon or Traditional Lever Handles also available.

Please Note - All doors on this page supplied with spy view as standard






Door Type - **Paris**  
Glass Type - **TG73 Satinized**  
(Min. Glass Width 170 mm) Colour Red



Glass Type - **TG70**  
(Min. Glass Width 210 mm)



Glass Type - **TG71**  
(Min. Glass Width 155 mm)

Door Type - **Paris**  
Glass Type - **TG72 Satinized**  
Colour Red

*Please Note - All doors on this page supplied with spy view as standard*

Door Type - **Paris**  
Glass Type - **TG72 Satinized**  
(Min. Glass Width 240 mm) Colour Light Oak

All doors on this page available with Contemporary Cranked Pullbar Handle supplied with Heritage Slam Lock. Option of Fingerpull Escutcheon or Traditional Lever Handles also available.



Door Type - **London**  
Glass Type - **TG80**  
(Min. Glass Width 210 mm) Colour Green




Door Type - **London**  
Glass Type - **TG81**  
(Min. Glass Width 155 mm) Colour Green

*Please Note - All doors on this page supplied with spy view as standard*

Door Type - **Rome**  
Glass Type - **TG91 Satinized**  
(Min. Glass Width 150 mm) Colour Blue



Door Type - **Rome**  
Glass Type - **TG90**  
(Min. Glass Width 170 mm) Colour Rosewood







Door Type - Rome      Glass Type - TG132 Satinized

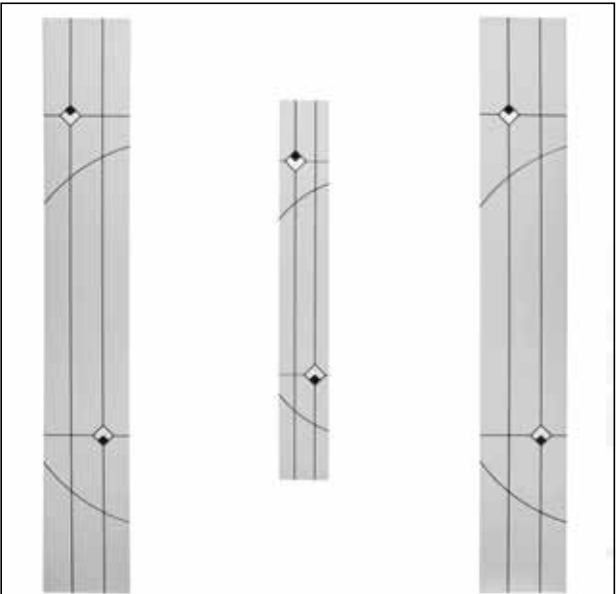
(Min. Glass Width 200 mm)      Colour Anthracite Grey

Doors fitted with a Heritage Slam lock, it is recommended to have a PVC Threshold or Storm Guard Plus Rebated Threshold only.  
Please Note : Not A Storm Guard or a Storm Guard Plus Threshold



All doors available with Contemporary Cranked Pullbar Handle supplied with Heritage Slam Locking System. Option of Fingerpull Escutcheon or Traditional Lever Handles also available.

Please Note - All doors excluding the Seville supplied with spy view as standard




Glass Type - TG135 Satinized  
(Min. Glass Width 200 mm)



Door Type - Rome      Glass Type - TG133 Satinized  
(Min. Glass Width 200 mm)      Colour Anthracite Grey



Door Type - Seville      Glass Type - TG131 Satinized  
(Min. Glass Width 200 mm)      Colour Chartwell Green



Door Type - Rome      Glass Type - TG136 Satinized  
(Min. Glass Width 140 mm)      Colour Anthracite Grey




*Please Note - All doors on this page supplied with spy view as standard*



*Door Type - Belfast    Glass Type - TG186 Satinized  
(Min. Glass Width 140 mm)    Colour Anthracite Grey*

*Doors fitted with a Heritage Slam lock, it is recommended to have a PVC Threshold or Storm Guard Plus Rebated Threshold only.  
Please Note : Not A Storm Guard or a Storm Guard Plus Threshold*



*Door Type - Belfast    Glass Type - TG188 Satinized  
(Min. Glass Width 250 mm)    Colour Silver Grey*



*Door Type - Belfast    Glass Type - TG187 Satinized  
(Min. Glass Width 200 mm)    Colour Red*

*Doors fitted with a Heritage Slam lock, it is recommended to have a PVC Threshold or Storm Guard Plus Rebated Threshold only.  
Please Note : Not A Storm Guard or a Storm Guard Plus Threshold*


The Belfast style would be striking in any of our 13 colours available

*Please Note - All doors on this page supplied with spy view as standard*

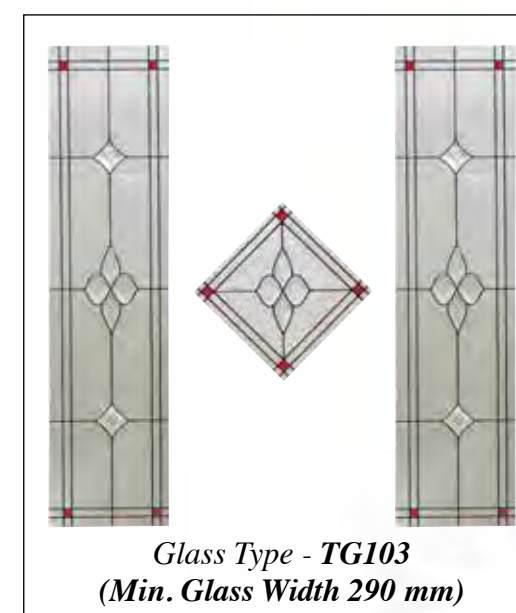




Door Type - Edinburgh  
Glass Type - TG100  
(Min. Glass Width 250 mm)  
Colour Red



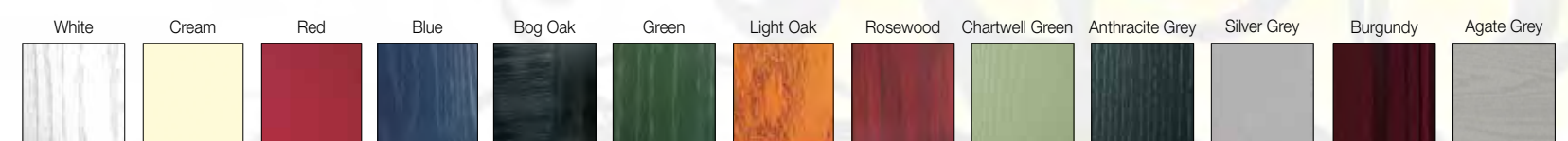
Door Type - Edinburgh  
Glass Type - TG102  
(Min. Glass Width 155 mm)  
Colour Green



Glass Type - TG103  
(Min. Glass Width 290 mm)



Glass Type - TG101  
(Min. Glass Width 250 mm)





Door Type - Viking

Glass Type - TG129 Satinized

(Min. Glass Width 300 mm) Colour Chartwell Green



High Security Finger Pull Escutcheon created to compliment both contemporary and period door designs. The cylinder is protected behind a steel security shield with a reduced risk of cylinder attack, snapping or drilling.

All doors on this page excluding the San Marco available with Curved or Pullbar Handle supplied with Heritage Slam Locking System. Option of Fingerpull Escutcheon or Traditional Lever Handles also available.

Doors fitted with a Heritage Slam lock, it is recommended to have a PVC Threshold or Storm Guard Plus Rebated Threshold only.  
Please Note : Not A Storm Guard or a Storm Guard Plus Threshold



Door Type - Viking

Glass Type - TG128 Satinized

(Min. Glass Width 200 mm) Colour Red



Door Type - Viking

Glass Type - TG127 Satinized

(Min. Glass Width 260 mm)





*Door Type - Picasso*  
*Glass Type - TG161 Satinized*  
*(Min. Glass Width 200 mm)*  
*Colour Anthracite Grey*

*Please Note - All doors on this page supplied with spy view as standard*

Doors fitted with a Heritage Slam lock, it is recommended to have a PVC Threshold or Storm Guard Plus Rebated Threshold only.  
 Please Note : Not A Storm Guard or a Storm Guard Plus Threshold



*Please Note - All doors on this page supplied with spy view as standard*



*Door Type - Picasso*  
*Glass Type - TG162 Satinized*  
*(Min. Glass Width 120 mm)*

*Colour Anthracite Grey*



*Door Type - Picasso*  
*Glass Type - TG163 Satinized*  
*(Min. Glass Width 300 mm)*








*Door Type - San Marco*  
*Glass Type - TG13 Satinized*  
*(Min. Glass Width 230 mm)*  
*Colour Bog Oak*




*Door Type - San Marco*

*Glass Type - TG14*


*(Min. Glass Width 210 mm) Colour Bog Oak*



*Glass Type - TG15*  
*(min. Glass Width 150mm)*



*Glass Type - TG16*  
*(min. Glass Width 250mm)*







*Glass Type - TG17 Fanlight*



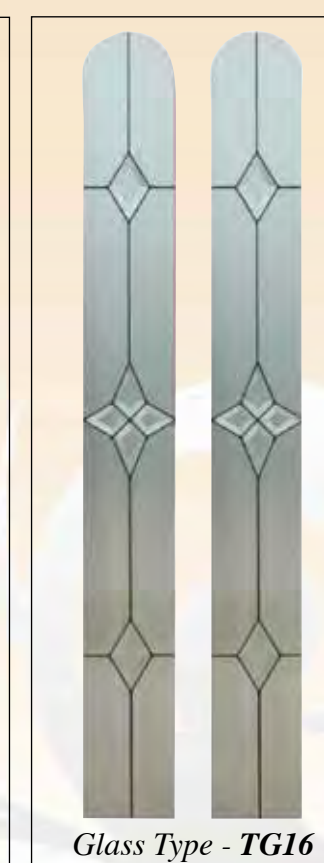
*Door Type - San Marco Solid*



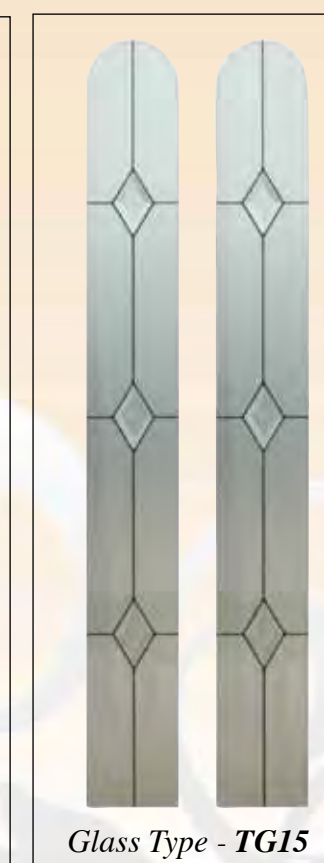
*Door Type - San Marco Solid*



*Glass Type - TG14*



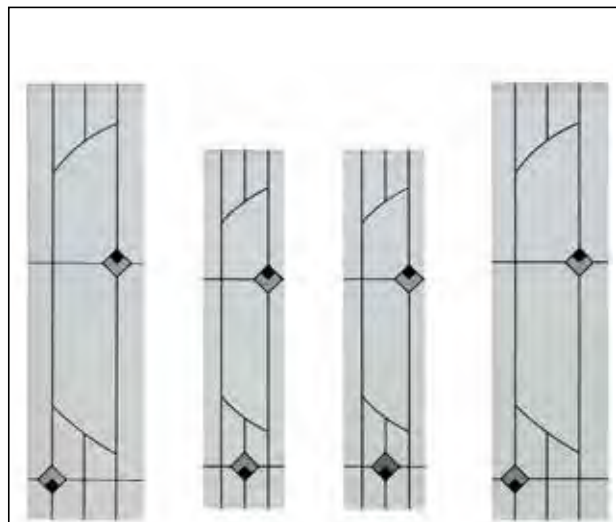
*Glass Type - TG16*



*Glass Type - TG15*

*Door Type - San Marco*  
*Glass Type - TG13 Satinized*  
*Colour Red*





**Glass Type - TG154 Satinized**  
**(Min. Glass Width 240 mm)**



**Door Type - Palermo**      **Glass Type - TG152 Satinized**  
**(Min. Glass Width 200 mm)      Colour Chartwell Green**



**Door Type - Palermo**  
**Glass Type - TG151 Satinized**  
**(Min. Glass Width 200 mm)**  
**Colour Chartwell Green**



*Doctors Knocker (optional extra)*

Doors fitted with a Heritage Slam lock, it is recommended to have a PVC Threshold or Storm Guard Plus Rebated Threshold only.  
**Please Note : Not A Storm Guard or a Storm Guard Plus Threshold**






*Door Type - Palermo*  
*Glass Type - TG110 Satinized*  
*(Min. Glass Width 170 mm)*  
*Colour Bog Oak*



*Door Type - Palermo*  
*Glass Type - TG104 (Min. Glass Width 260 mm)*  
*Colour Bog Oak*

The Palermo door is our best selling design  
 and compliments all entrance styles



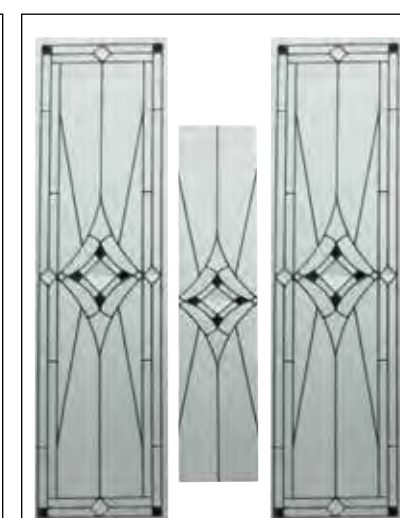
*Door Type - Palermo*  
*Glass Type - TG182 Satinized*  
*(Min. Glass Width 170mm) - Colour Silver Grey*



*Door Type - Palermo*  
*Glass Type - TG23 (Min. Glass Width 250 mm)*  
*Colour - Anthracite Grey*



*Glass Type - TG21 Satinized*  
*(Min. Glass Width 360 mm)*



*Glass Type - TG24*  
*(Min. Glass Width 360 mm)*

Doors fitted with a Heritage Slam lock, it is recommended to have a PVC Threshold or Storm Guard Plus Rebated Threshold only.  
 Please Note : Not A Storm Guard or a Storm Guard Plus Threshold



*Glass Type - TG116 Fanlight*



*Door Type - Palermo Solid  
Glass Type - TG114 (Min Glass Width - 270mm)  
Colour Red*



*Door Type - Palermo Solid  
Glass Type - TG117 Satinized  
(Min Glass Width - 280mm)  
Colour Red*





Door Type - Cambridge Glass Type - TG189 Satinized  
(Min. Glass Width 240 mm) Colour Chartwell Green



Door Type - Cambridge Glass Type - TG191 Satinized  
(Min. Glass Width 300 mm) Colour Burgundy



Door Type - Cambridge Glass Type - TG190  
(Min. Glass Width 240 mm) Colour Agate Grey

Doors fitted with a Heritage Slam lock, it is recommended to have a PVC Threshold or Storm Guard Plus Rebated Threshold only.  
**Please Note : Not A Storm Guard or a Storm Guard Plus Threshold**

The Palladio Collection is triple glazed as standard across the range. All doors have a renolit foil finish. With 13 stunning colours to choose from and with the same matching foil finish on each frame, this results in a perfect colour match with an extremely durable and robust finish.



Door Type - Orpen

Glass Type - TG175 Satinized

(Min. Glass Width 120 mm)

Colour Chartwell Green



Please Note - All doors on this page supplied with spy view as standard



Door Type - Orpen


Glass Type - TG173 Satinized

(Min. Glass Width 110 mm)

Colour Chartwell Green

Doors fitted with a Heritage Slam lock, it is recommended to have a PVC Threshold or Storm Guard Plus Rebated Threshold only.

Please Note : Not A Storm Guard or a Storm Guard Plus Threshold



Glass Type - TG174 Satinized

(Min. Glass Width 150 mm)

Door Type - Turner

Glass Type - TG169 Satinized

(Min. Glass Width 240 mm)

Colour Bog Oak



Please Note - All doors on this page supplied with spy view as standard



Door Type - Turner


Glass Type - TG167 Satinized

(Min. Glass Width 300 mm)

Colour Bog Oak

Doors fitted with a Heritage Slam lock, it is recommended to have a PVC Threshold or Storm Guard Plus Rebated Threshold only.

Please Note : Not A Storm Guard or a Storm Guard Plus Threshold



Glass Type - TG168 Satinized

(Min. Glass Width 120 mm)



*Please Note - All doors on this page supplied with spy view as standard*



*Door Type - Oxford Glass Type - TG183 Satinized (Min. Glass Width 170 mm) Colour - Agate Grey*

*Doors fitted with a Heritage Slam lock, it is recommended to have a PVC Threshold or Storm Guard Plus Rebated Threshold only. Please Note : Not A Storm Guard or a Storm Guard Plus Threshold*



*Door Type - Oxford Glass Type - TG184 Satinized (Min. Glass Width 120 mm) Colour - Anthracite Grey*



*Door Type - Oxford Glass Type - TG185 Satinized (Min. Glass Width 200 mm) Colour - Burgundy*

*Doors fitted with a Heritage Slam lock, it is recommended to have a PVC Threshold or Storm Guard Plus Rebated Threshold only. Please Note : Not A Storm Guard or a Storm Guard Plus Threshold*

The Oxford is a stunning design, manufactured to suit the modern and contemporary home.

*Please Note - All doors on this page supplied with spy view as standard*





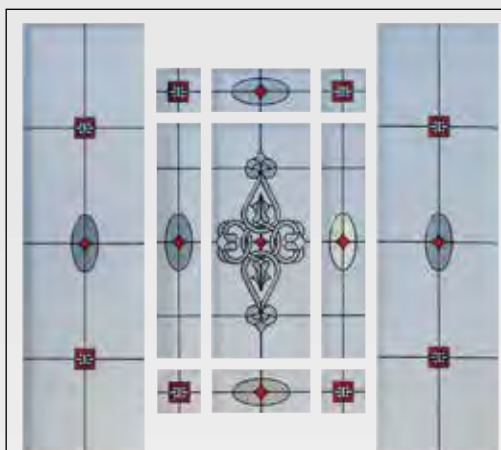
Door Type - *Cairo*      Glass Type - *TG63 Satinized*  
(Min. Glass Width 150 mm)      Colour Bog Oak



Glass Type - *TG64*  
(Min. Glass Width 160 mm)



Glass Type - *TG65*  
(Min. Glass Width 240 mm)



Glass Type - *TG63 Satinized*  
(Min. Glass Width 160 mm)



Door Type - *Cairo*

(Min. Glass Width 160 mm)

Glass Type - *TG53 Satinized*

Colour Bog Oak

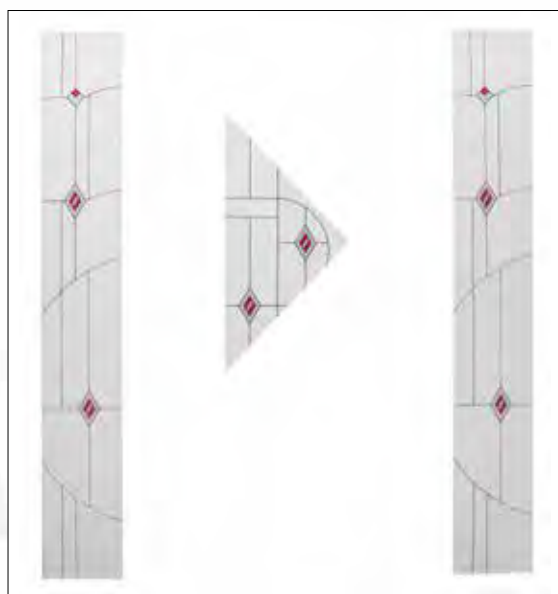


Door Type - *Monet*

Glass Type - *TG179 Satinized*

(Min. Glass Width 300 mm)

Colour *Chartwell Green*



Door Type - *Monet*

Glass Type - *TG171 Satinized*

(Min. Glass Width 240 mm)

Colour *Chartwell Green*

Glass Type - *TG170 Satinized*  
(Min. Glass Width 240 mm)

Doors fitted with a Heritage Slam lock, it is recommended to have a PVC Threshold or Storm Guard Plus Rebated Threshold only.  
Please Note : Not A Storm Guard or a Storm Guard Plus Threshold



Door Type - *Kildare*

Glass Type - *TG198 Satinized*

Colour *Silver Grey*



Door Type - *Kildare*

Glass Type - *TG195 Satinized*

(Min. Glass Width 260 mm)

Colour *Anthracite Grey*



Door Type - *Kildare*

Glass Type - *TG196*

(Min. Glass Width 200 mm)

Colour *Red*



Door Type - *Kildare*

Glass Type - *TG198 Satinized*

(Min. Glass Width 170 mm)

Colour *Anthracite Grey*

Doors fitted with a Heritage Slam lock, it is recommended to have a PVC Threshold or Storm Guard Plus Rebated Threshold only.  
Please Note : Not A Storm Guard or a Storm Guard Plus Threshold




Door Type - *Kildare*

Glass Type - *TG197*

(Min. Glass Width 140 mm)

Colour *Red*





Door Type - *Sunbeam 1*

Glass Type - *TG35*

(Min. Glass Width 220 mm) Colour Bog Oak



Door Type - *Sunbeam 2*

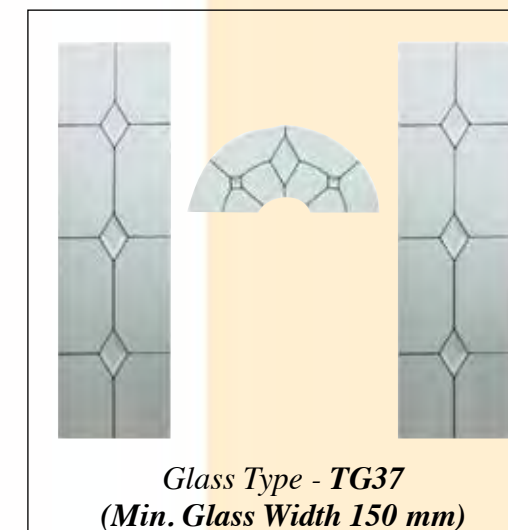
Glass Type - *TG36 Satinized*

(Min. Glass Width 230 mm) Colour Red

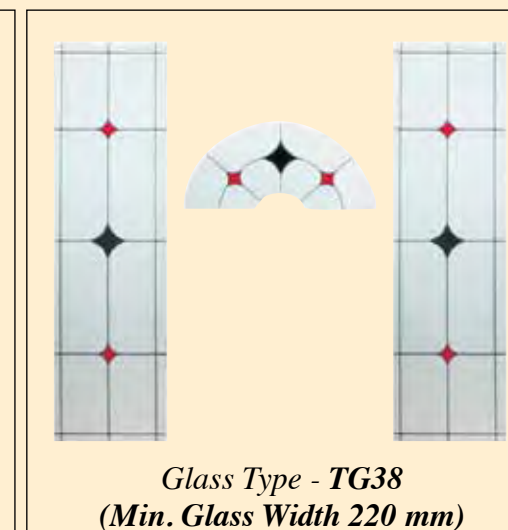


Door Type - *Sunbeam 1*

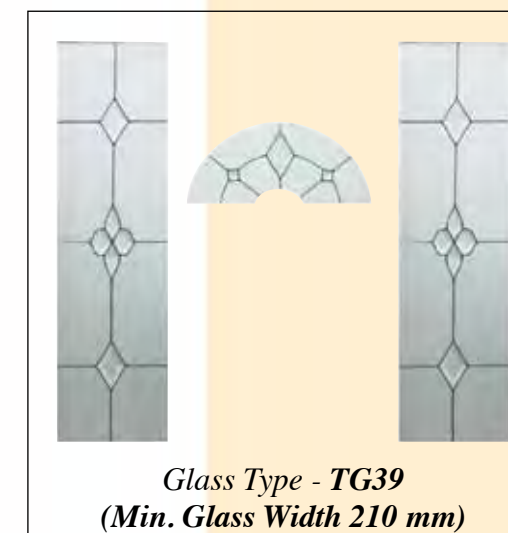
Glass Type - *GEORGIAN BAR*



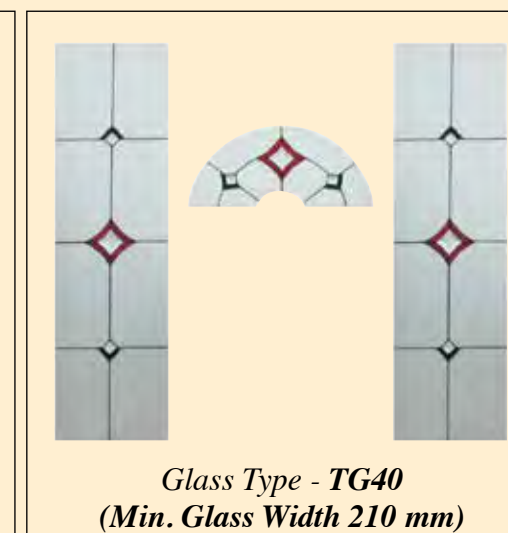
Glass Type - *TG37*  
(Min. Glass Width 150 mm)



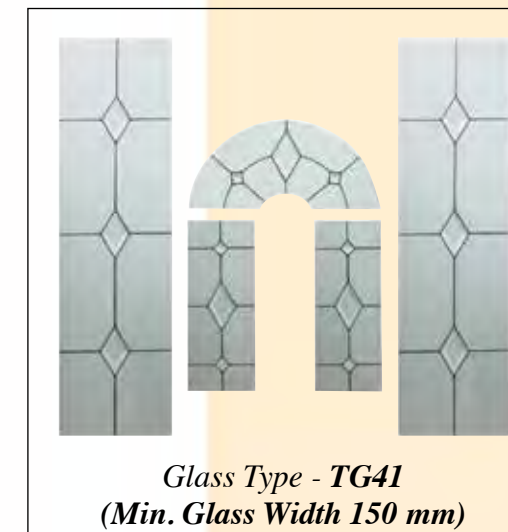
Glass Type - *TG38*  
(Min. Glass Width 220 mm)



Glass Type - *TG39*  
(Min. Glass Width 210 mm)



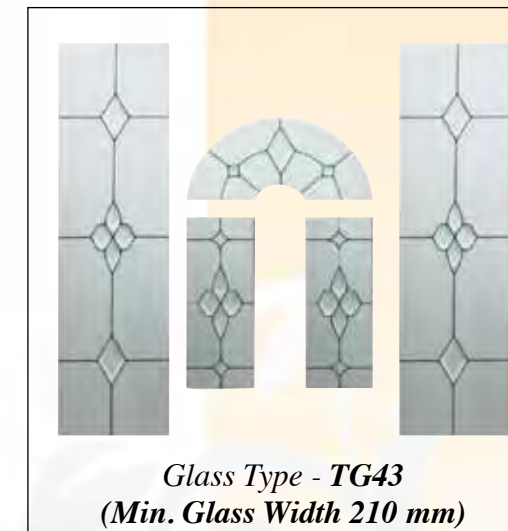
Glass Type - *TG40*  
(Min. Glass Width 210 mm)



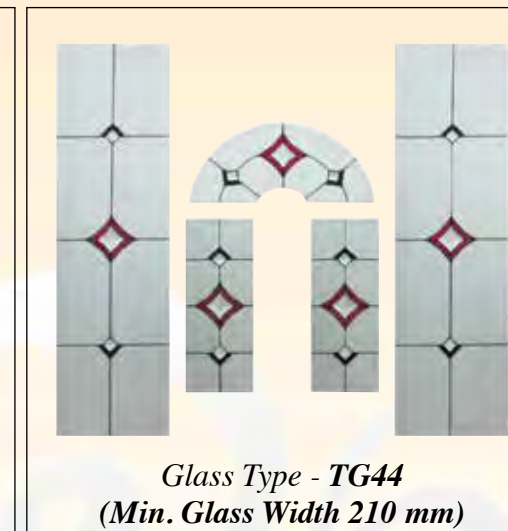
Glass Type - *TG41*  
(Min. Glass Width 150 mm)



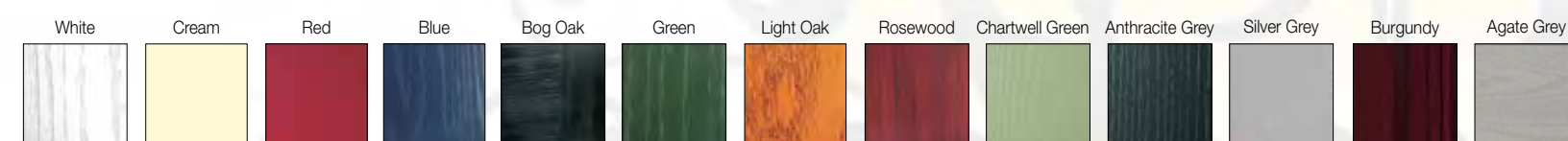
Glass Type - *TG42*  
(Min. Glass Width 220 mm)



Glass Type - *TG43*  
(Min. Glass Width 210 mm)



Glass Type - *TG44*  
(Min. Glass Width 210 mm)







*Our designer handles add a stylish and contemporary look to our doors, ensuring customer satisfaction.*

*Our customers are spoilt for choice with such a wide variety of glass designs available.*

*Our unique door designs allow us to offer a style to suit every home owner.*

Doors fitted with a Heritage Slam lock, it is recommended to have a PVC Threshold or Storm Guard Plus Rebated Threshold only.  
**Please Note : Not A Storm Guard or a Storm Guard Plus Threshold**

Doors fitted with a Heritage Slam lock, it is recommended to have a PVC Threshold or Storm Guard Plus Rebated Threshold only.  
**Please Note : Not A Storm Guard or a Storm Guard Plus Threshold**





Door Type - **T&G Solid**      Glass Type - **TG66**  
(Min. Glass Width 210 mm)      Colour **Light Oak**



Door Type - **T&G**      Glass Type - **TG45**  
(Min. Glass Width 300 mm)      Colour **Bog Oak**




**T&G Light Oak.**  
This door demonstrates  
our distinctive woodgrain  
effect.

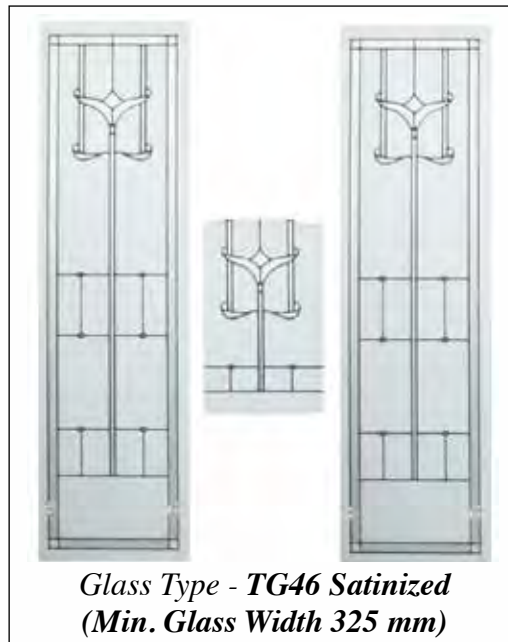
**Please Note** - T&G Solid available  
with spy view fitted as standard or with  
a spy view knocker as an optional extra




Glass Type - **TG67 Satinized**  
(Min. Glass Width 230 mm)



Glass Type - **TG69**  
(Min. Glass Width 210 mm)



Glass Type - **TG46 Satinized**  
(Min. Glass Width 325 mm)




Glass Type - **TG47**  
(Min. Glass Width 250 mm)



Door Type - **T&G**      Glass Type - **TG48**  
(Min. Glass Width 300 mm)      Colour **Light Oak**

Door Type - **T&G Solid**  
Glass Type - **TG68**  
(Min. Glass Width 200 mm)  
Colour **Green**







**Door Type - Dublin**

**Glass Type - TG158 Satinized**

**(Min. Glass Width 260 mm)**



**Door Type - Dublin**

**Glass Type - TG160 Satinized**

**(Min. Glass Width 200 mm)**



**Door Type - Dublin**

**Glass Type - TG155**

**(Min. Glass Width 140 mm)**



*All doors on this page available with Contemporary Curved or Pullbar Handle supplied with Heritage Slam Locking System. Option of Fingerpull Escutcheon or Traditional Lever Handles also available.*



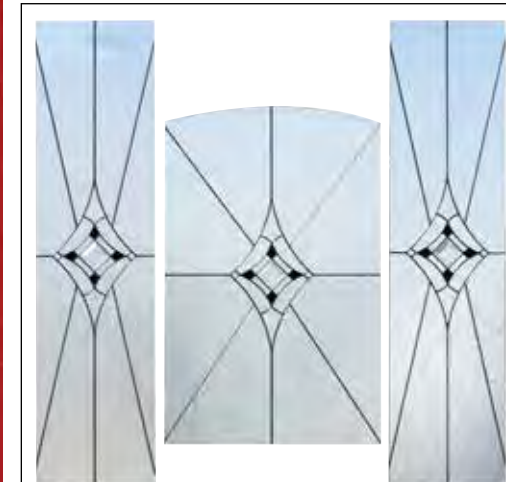
**Glass Type - TG159 Satinized**  
**(Min. Glass Width 260 mm)**



**Door Type - San Tiago**

**Glass Type - TG59**

**(Min. Glass Width 210 mm) Colour Red**



**Glass Type - TG60**  
**(Min. Glass Width 280 mm)**



**Glass Type - TG61 Satinized**  
**(Min. Glass Width 360 mm)**



**Door Type - Giza**

**Glass Type - TG62**

**(Min. Glass Width 330 mm)**

**Colour Rosewood**

Doors fitted with a Heritage Slam lock, it is recommended to have a PVC Threshold or Storm Guard Plus Rebated Threshold only.  
**Please Note : Not A Storm Guard or a Storm Guard Plus Threshold**

Doors fitted with a Heritage Slam lock, it is recommended to have a PVC Threshold or Storm Guard Plus Rebated Threshold only.  
**Please Note : Not A Storm Guard or a Storm Guard Plus Threshold**





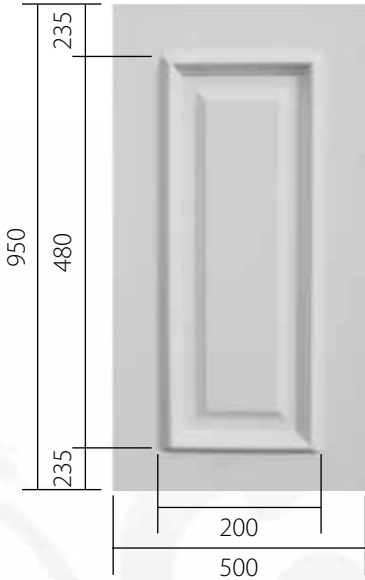
Door Type - Giza



Door Type - Naples


Side Panels

1/2 Glin




Minimum Size 290mm


T&G 1/2 (Smooth Finish)



Barony 1/2 (Smooth Finish)



Minimum Size 180mm



The Palladio Door Collection

Specifications

Composite	65mm fibreglass reinforced Monocoque Composite Door, Patented Design protected in Europe by patent no 1766176, Canadian and US Pending		
Door Colours	White, Cream, Red, Blue, Green, Bog Oak, Rosewood, Anthracite Grey, Chartwell Green, Light Oak, Silver Grey, Agate Grey and Burgundy. <i>Please note: Half Sidelight Panels are not available in Silver Grey, Agate Grey or Burgundy.</i>		
Double Rebate	Double rebate using two seals achieving excellent draught proofing		
Single Door Slab Size	Min. 782 mm x 1855 mm Max. 910 mm x 2095 mm <i>Please Note:</i>	Single Door With Frame Min. 878 mm x 1951 mm Max. 1006 mm x 2191 mm Minimum Size 858 with 57mm frame on lock side. <i>with low Stormguard Plus threshold, max height 2181mm, min 1942mm with low Stormguard Plus rebated, max height 2162mm, min 1922mm with low Stormguard threshold, max height 2163mm, min 1923mm with 57mm uPVC threshold, max height 2171mm, min 1931mm</i>	
Heritage Slam Lock with Leaf Only	Less 96mm from complete door with frame Available for Liniar and Kommerling Profile only. Min Leaf Height 1900mm		
Heritage Slam Lock with Frame	<i>Including 1200 pull handle, 600 curved handle and Slendertech handle</i> Min Size 911 - Paris, London, Rome, Viking, Edinburgh, Seville, T&G, Picasso, Rubens, Turner, Orpen, Monet, Joyce, Oxford, Belfast Min Size 901 - Dublin, Giza, Santiago, Cambridge, Kildare		
Heritage Slam Lock and Frame with Escutcheon	Min size 916 - Georgian, Naples, Cairo, Palermo Min size 891 - Sunbeam, T&G, Paris, London, Rome, Viking, Edinburgh, Seville, Picasso, Rubens, Turner, Orpen, Monet, Joyce, Oxford, Belfast Min size 901 - San Marco, Dublin, Giza, Santiago, Cambridge, Kildare		
Warning	<i>Doors fitted with a Heritage Slam lock, it is recommended to have a PVC Threshold or Storm Guard Plus Rebated Threshold only.</i> <b><i>Please Note : Not A Storm Guard or a Storm Guard Plus Threshold</i></b>		
U Value rating	Door body U Value - 0.205, Triple glaze U value - 1.1, combined U value - 0.64 Solid Door U Value including frame - 0.85 / Glazed Door U Value including frame - 0.98		
Glazing beads	Designed to be removed internally		
Triple Glazing	Triple glazed units using warm edge, available in all doors. Backing glass, available as standard in Clear, Cotswold, Minister, Stippolite and Flemish. * other obscure glass available optional extra (time delay). All satinized triple glazed units available with clear glass only.		
Lock type	2 hook 2 shootbolt 4 roller and deadlatch / Heritage Slam lock optional extra / PAS 23/24 Approved Thumb turns to be used with the Heritage Slam lock All door furniture and locks have a 12 month guarantee		
Door numerals	Supply only available 0-9 in Gold, Chrome, Black and Satin Silver		
Warning	In the event of a door being fitted behind a Glazed Patio Door, the area needs to be well vented to prevent the excessive build up of heat. Satinized and flemish glass may have imperfections as the raw material is prone to slight flaws or blemishes		
Hardware	High quality handle, letter plate, door knocker solid or with spyview, all available with 12 month warranty. MANUFACTURED TO BS 7412. Please Note: Letterboxes can be fitted at the bottom of all doors if requested, this however is not compliant with building regulations.		
Hardware Colour	Black, Gold, Bright Chrome, Satin Silver, Smokey Chrome and White. Door knobs and doctors knocker supplied only in Gold and Chrome.		
Drainage Caps	Available in 13 colour options.		
Handle type	Lever / Lever	Lever / Pad	BS 7412 and BS 1670:1998
Handle Maintenance	Stainless pull handles must be maintained every few months with soap and water to avoid discolouration. Do not use any abrasive cleaners		
Hinge type	Rebated hinge available White, Caramel, Black and Cream		
PVC outerframe option extra*	70mm with galvanized steel reinforcing		
PVC outerframe & Sidelight colour	White, Cream, Red, Blue, Bog Oak, Green, Rosewood, Light Oak, Chartwell Green, Anthracite Grey, Burgundy, Agate Grey and Silver Grey available using 28mm triple glazed sidelights		
Threshold	Extra strong - standard and low thresholds available		
	<i>Please note, owing to the photographic and printing process used, colour may vary from the printed brochure. Images shown are for illustrative purposes only. Actual product appearance and placement of furniture may vary</i>		



# Accessories

## Threshold Options



**77mm uPVC Full Frame Threshold**  
Distance from bottom of door leaf to bottom of threshold - 48mm



**57mm uPVC Low Threshold**  
Distance from bottom of door leaf to bottom of threshold - 28mm



**Stormguard Low Aluminium Threshold**  
Distance from bottom of door leaf to bottom of threshold - 20mm.  
Available in Gold and Silver.




**Stormguard Plus Threshold**  
Distance from bottom of door leaf to bottom of threshold - **38mm**.  
Available in Silver only.




**Stormguard Plus Rebated Threshold**  
Distance from bottom of door leaf to bottom of threshold - **20mm**.  
Available in Silver only.



Slendertech Handle



600mm Curved Handle



1200mm Offset Handle



High Security Cylinder (optional extra)  
*Superior physical strength - Cylinder design that prevents lock bumping  
Anti-snap now with break points allowing interior key to work even if external snap damage occurs*



Yale  
*The Mantis 3 Lock can be used with a Lever Lever or Lever Pad handle, the lock consists of ten locking points, four roller cams, two linear bolts, two hooks, a thumb latch and a dead bolt.*

**GU Automatic Electric Lock**  
*The GU Automatic lock gives automatic security. Simply close the door, 2 latches automatically throw and become rigid deadbolts which are locked against being forced back.*



**Heritage Slam Locking System**  
*An automatic 5 point locking system which is operated as soon as the door closes.*

## Door Knockers

*Doctors Knocker available only in Bright Chrome and Gold.  
Urn Knockers also available with Viewer*



Doctors Knocker  
Chrome



Doctors Knocker  
Gold



Black



Gold



Bright Chrome



Satin Silver



Smokey Chrome



White

## Letterbox



Black



Gold



Bright Chrome



Satin Silver



Smokey Chrome



White

## Escutcheon



Round Stainless Brushed Steel




Gold Finger Pull



Bright Chrome Finger Pull



Gold



Bright Chrome

## Door Knobs

## Door Handles



Black Lever



Gold Lever



Bright Chrome Lever



Satin Silver Lever




Smokey Chrome Lever



White Lever



Black Lever Pad



Gold Lever Pad



Bright Chrome  
Lever Pad



Satin Silver Lever Pad



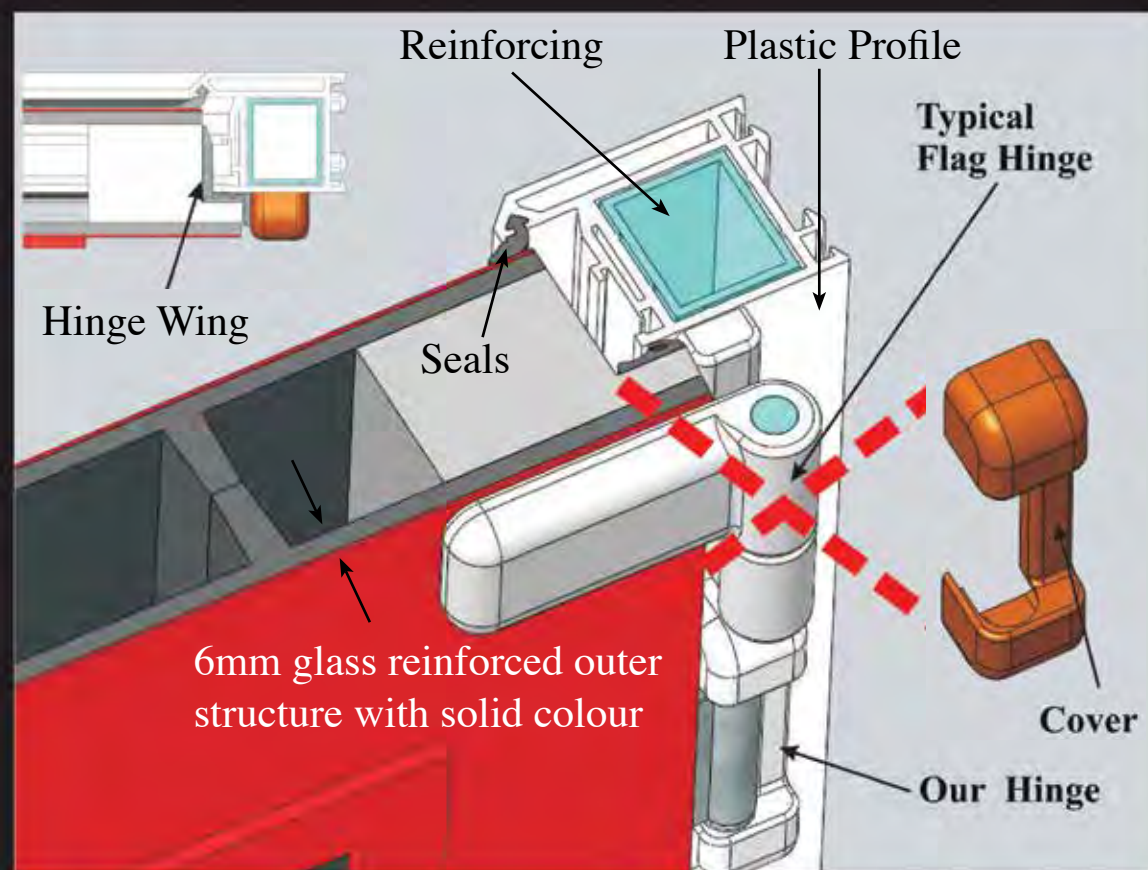
Smokey Chrome Lever  
Pad



White Lever Pad

*We have an extensive selection of furniture for our doors in various colours, enabling you to customise your door  
Our designer handles add a stylish and contemporary look to our doors, ensuring customer satisfaction.*





This 3D generated photo demonstrates the advantage of our unique hinge. As is evident from the above picture, this hinge is not attached to the outside of the door, and therefore enhances the appearance of the door, unlike a more conventional flag hinge - as seen on the left. Double seal and rebate.




Here you see our superior **MONOCOQUE** structure and the advantage it holds over its competitors as demonstrated on the opposite page.



## With Your Security And Safety In Mind



Above all we are a design and innovation led company, and this will always shine through in the finished product. We start with the project design, then manufacture the machine we require and finally manufacture the product. Figure 1 shows the oak pattern from which the final mould will be produced.



The picture above shows conventional composite doors, comprised of two 2mm skins bonded to a foam core.



To dispel any lingering doubt you may have, we have carried out our own rudimentary test using a 4x4 vehicle.

Figure 2 shows finished door from the original tooling.

Figure 3 is a good example of bad tooling design that lacks character.

On the other hand, compare this to Figure 4 which you can judge for yourself.

